

DATASHEET

Name:
Type:
Designed by:

TEMPO
Wall Lamp
Lievore Altherr

VIBIA

DESCRIPTION

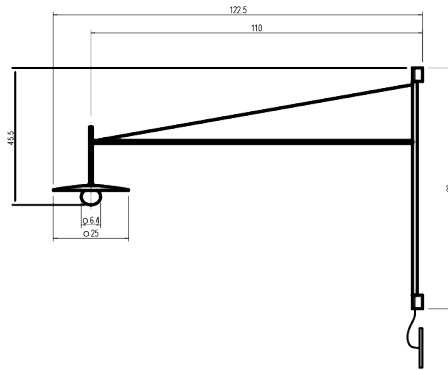

Wall lamp. An adjustable rod emerges from the base attached to the wall, with blown glass diffuser and a tensing cable that permits precise adjustment of the height of the glass tulip.
Wall lamp composed of a stylized profile attached to the wall and topped by a blown glass diffuser that gives the piece a delicate image. Connection without a plug. LED light source.

TECH. DESCRIPTION

Installation type: Recessed
Light Distribution: General Lighting.
Lamp for general lighting that equally distributes the light in all directions.



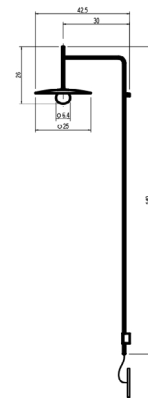
CERTIFICATES



Product ID: 5757

Tempo

-
Aluminum, Blown Glass, Steel
-
Wall lamp
Indoor



Product ID: 5763

Tempo

-
Aluminum, Blown Glass, Steel
-
Wall lamp
Indoor

CONSTRUCTION SPECIFICATIONS

Weight:
Construction material:
Cord Length:
Mounting:
Environment:

ELECTRICAL SPECIFICATIONS

Input voltage [V]: 100 - 240 V
Frequency [Hz]: 50-60 Hz
Max. power [W]: 4.0 W
Coverage IP: 20
Socket: -
Light source: LED Module
Energy class: A+

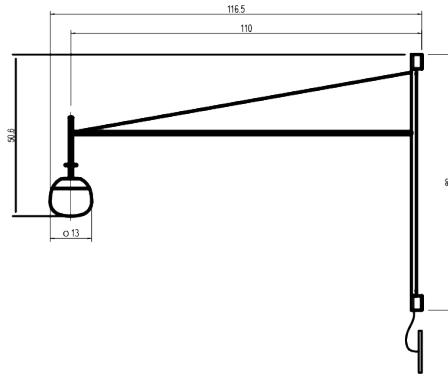
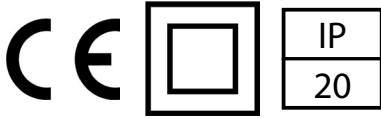
100 - 240 V
50-60 Hz
4.0W
20
-
LED Module
A+

DATASHEET

Name: **TEMPO**
Type: Wall Lamp
Designed by: Lievore Altherr

VIBIA

CERTIFICATES




Product ID: 5759

Tempo

-
Aluminum, Blown Glass, Steel
-
Wall
Indoor

100 - 240 V
50-60 Hz
4.0 W
20
-
LED Module
A+



Product ID: 5765

Tempo

-
Aluminum, Blown Glass, Steel
-
Wall
Indoor

100 - 240 V
50-60 Hz
4.0W
20
-
LED Module
A+

CONSTRUCTION SPECIFICATIONS

Weight:
Construction material:
Cord Length:
Mounting:
Environment:

ELECTRICAL SPECIFICATIONS

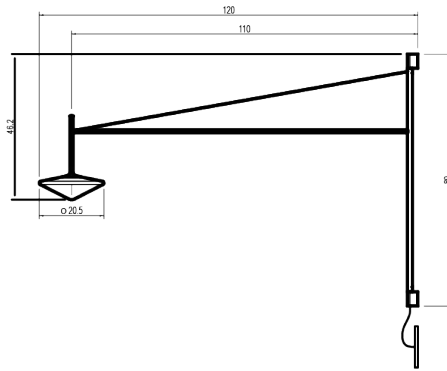
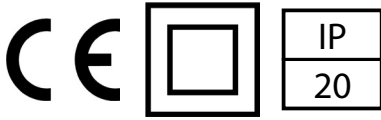
Input voltage [V]:
Frequency [Hz]:
Max. power [W]:
Coverage IP:
Socket:
Light source:
Energy class:

DATASHEET

Name: **TEMPO**
Type: Wall Lamp
Designed by: Lievore Altherr

VIBIA

CERTIFICATES




Product ID: 5761

Tempo

-
Aluminum, Blown Glass, Steel
-
Wall
Indoor

100 - 240 V
50-60 Hz
4.0 W
20
-
LED Module
A+



Product ID: 5767

Tempo

-
Aluminum, Blown Glass, Steel
-
Wall
Indoor

100 - 240 V
50-60 Hz
4.0W
20
-
LED Module
A+

CONSTRUCTION SPECIFICATIONS

Weight:
Construction material:
Cord Length:
Mounting:
Environment:

ELECTRICAL SPECIFICATIONS

Input voltage [V]:
Frequency [Hz]:
Max. power [W]:
Coverage IP:
Socket:
Light source:
Energy class:




DATASHEET

Name: TEMPO
Type: Wall Lamp
Designed by: Lievore Altherr

VIBIA

PRODUCT DETAILS

Finishes

	Finish	Code
	Graphite (ADAPTA RF 9913 WX)	18
	Terra Red (NCS S 4040-Y70R)	37
	Green (NCS S 3010-G20Y)	62

Light Source

Model	LED	Driver Included	Standard Dimming
5757	2700K CRI90, 440.81 lm, 110 lm/W	Constant Current 350 mA 120-277V 50/60 Hz	0-10 V
5759	2700K CRI90, 440.81 lm, 110 lm/W	Constant Current 350 mA 120-277V 50/60 Hz	0-10 V
5761	2700K CRI90, 440.81 lm, 110 lm/W	Constant Current 350 mA 120-277V 50/60 Hz	0-10 V
5763	2700K CRI90, 440.81 lm, 110 lm/W	Constant Current 350 mA 120-277V 50/60 Hz	0-10 V
5765	2700K CRI90, 440.81 lm, 110 lm/W	Constant Current 350 mA 120-277V 50/60 Hz	0-10 V
5767	2700K CRI90, 440.81 lm, 110 lm/W	Constant Current 350 mA 120-277V 50/60 Hz	0-10 V